


Block of the Month—June

Louisiana Pinwheel in Red, White & Blue

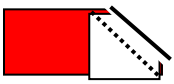
Finished block 8"

Make 4 white on red 2"x4" flying geese units using your favorite technique or follow instructions below.

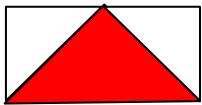
- 4 strips of med/dark blue 2½" x 4½"
- 4 strips of red 2½" x 4½"
- 8 2½" squares of white-on-white print –draw a diagonal line on wrong side of squares



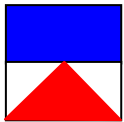
Place a white square on the right edge of a red strip—right sides together. Sew on the diagonal line.




Trim ¼" on outside of seam line. Press seam toward white part.



Repeat on left side of red strip. Make 4.



Sew a blue strip to the point edge of one flying geese unit. Repeat with other 3 strips and units. Press seams toward blue strip



Layout the 4 units as displayed in the picture and sew units together.