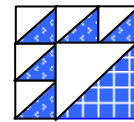


Fireworks

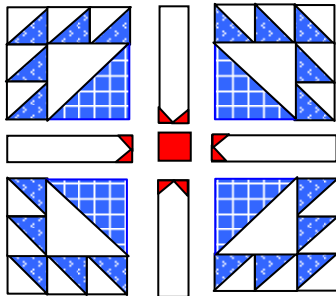
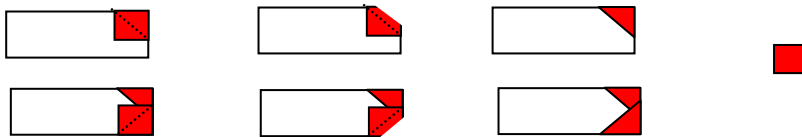
June 10 BOM
14" x 14" finished size

- 10 squares of various medium blue fabrics 2 7/8" x 2 7/8"
- 2 squares of dark blue fabric 4 7/8" x 4 7/8"
- 10 squares of white/cream tone-on-tone 2 7/8" x 2 7/8"
- 2 squares of white/cream tone-on-tone 4 7/8" x 4 7/8"
- 4 rectangles of white/cream tone-on-tone 2 1/2" x 6 1/2"
- 1 square red fabric 2 1/2" x 2 1/2"
- 8 squares red fabric 1 1/2" x 1 1/2"

Mark a diagonal line on wrong side of all white/cream squares. Pair up with blue squares. With right sides together, sew 1/4" on each side of drawn diagonal line. Cut apart on line. Press. Trim if need to make four 4 1/2" x 4 1/2" squares and twenty 2 1/2" x 2 1/2" squares. Put together as shown on right. Make 4.



Mark a diagonal line on wrong side of red squares. Place and sew squares on white/cream rectangles as shown below. Make 4



Put units together as shown at left to make one block. Block will measure 14 1/2" x 14 1/2"