



Cabin Fever Quilters' Guild

CELEBRATING OVER 40 YEARS

Northern Comfort

Highlights

Happy ST. Patrick's Day



March

No Board Meeting

*Join Us for our
Pot Luck @ 6pm
before
General Membership
Meeting!*

- 18: General Membership Meeting, 7pm @ Faith Baptist Church 910 Chena Pump Rd
- 20: Begin Newsletter Submissions
- 27: NEWSLETTER DEADLINE

INSIDE THIS ISSUE:

- General Information 1
- Board Meeting Minutes 2
- General Membership Minutes 3-4
- Announcement 5-7
- Small Quilt Auction Form 8
- March BOM 9
- 2025 Mystery Quilt 10-11

***Please Send All Future Newsletter Announcements to cfqnewsletter@gmail.com

- 3 Brenda Dow
- 5 Edna Telford
- 9 Jan Cannon
- 13 Karyn Janssen
- 15 Corlis Taylor
- 16 Sonja Zastrow
- 17 Kathy Richardson



- 18 Poppy Bleu Prino
- 19 Kelley MacDonald

- 22 Laurie Rockstad
- 24 Mary Worrall
- 27 Kim Wardwell
- 29 Kathleen Sisson
- 29 Marybeth Smetzer
- 30 Carol McConahy

NORTHERN COMFORT is published monthly on the CFQG Website. Members are notified by email of the web posting. Paper copies are available via first class mail for an annual fee of \$25. Please inform Membership Chairman of any address changes.
ADVERTISING: Personal ads related to quilting are free to Guild members on a space available basis. Quilt related commercial ads: full page \$30, half page \$15, quarter page \$8. Payments should be sent with ad copy. The CFQG cannot accept responsibility for the content of ads.

CABIN FEVER QUILTERS' GUILD is a non-profit organization dedicated to promoting the appreciation and knowledge of quilt and quilt making.
MEMBERSHIP: Non-members may attend twice as guests. Guild membership is open to anyone interested in quilts.

Annual Dues:
\$30 payable in October
\$25 for Sr. Rate 60+ years
\$25 extra for a mailed

Newsletter subscription, others can view on CFQG website.

NEWSLETTER SUBMITTALS:
Items/corrections are due by the 27th unless otherwise announced:

*Email subject line MUST contain:
CFQG Newsletter
Acceptable file formats: WORD (.docx), Adobe PDF, JPG, TIFF, BMP, GIF (Please include the 3 letter file extension)
When submitting an article, please send in a Word or Google document.*

Board Members



President

Diana Wariner
(206) 795-2504
diwariner@gmail.com



Vice President

Sharon Weekley
(907) 322-9865
alaskantwilight@hotmail.com



Secretary

Carol Moore
(907) 374-1697
caroljmoore@gmail.com



Treasurer

Bobbie Tar kiainen
(907) 479-3209
thebagladiesoffairbanks@gmail.com



1st Director

Trish Immonen
(907) 347-0562
snowlaydee@hotmail.com



2nd Director

Karyn Janssen
(907) 488-2 834
chilkootwoman@gmail.com



3rd Director

Poppy Bleu Prino
(907) 687-4176
poppy@houseofnoire.net



Board Meeting

CFQG BOARD MEETING MINUTES

February 11, 2025

The meeting was called to order at 6:02 p.m. by President Diana Wariner

Members present: Diana Wariner, Sharon Weekley, Jo Ann Lynn, Poppy Bleu Prino, Karyn Janssen, Bobbie Tarkiainen, Trish Immonan, Stephanie Conner, Diana Crawford and Carol Moore.

Treasurer's Report: Regular acct balance \$25,343.58 Raffle acct balance \$5,944.28 Our support for KUAC \$1300 /yr and room rent at Library for National Quilt Day event can come from Raffle account.

COMMITTEE REPORTS:

RAFFLE QUILT 2025: Trish and Poppy shared examples of the quilt blocks. Packets with instructions are ready to distribute at February meeting, would like to have all returned by March meeting.

Still looking for volunteers to manage Tickets, get quotes for quilting and moving quilt from Morris Thompson to fair.

WEBSITE UPDATE: Stephanie presented the website which she will demo at Feb mtg. It has all elements of the old website with some in new locations. An email address has been set up for the administrator, inquiries should also go to board email group. We need to designate a back-up admin for Marcia Bryant. Membership directory is available to members only by use of a code. Quilt of Valor page should be removed as that is not run by guild. Cannot go live until we decide which payment level option to use with WIX. Cost will be approx. the same as current costs. Pricing sheets attached.

NEW BUSINESS

At QIS members felt equipment needed to be replaced. Will ask at meeting for any donations of irons, ironing boards etc. Diana Crawford bought cutters and blades using her employee discount at JoAnn's. Karyn J moved that we authorize Diana to purchase 2 large cutting mats. Bobbie seconded; motion carried.

Diana W would like to know who has keys to mailbox and storage room.

Meeting adjourned: 6:52 pm

Feb General Membership meeting 2/18/2025

7pm @ Faith Baptist 910 Chena Pump Rd

Next Board meeting 3/11/2025 at 6:00pm at Noel Wien Library

Next General meeting 3/18/2025 @ Faith Baptist Church 7 pm 910 Chena Pump Road

Submitted by Carol Moore

MAILING ADDRESS:

Cabin Fever Quilter's Guild
PO BOX 83608
Fairbanks, AK 99708

**GENERAL INFO****General Membership****Meeting**

3rd Tuesday of month
@ **7:00pm**

Faith Baptist Church
910 Chena Pump Road
Fairbanks, Alaska

Board of Directors**Meeting**

2nd Tuesday of month, the week
before the General Meeting



**TO SUBSCRIBE TO THE
CFQG EMAIL LIST:**

Instructions on Page 6

- Be a CFQG member in good standing.
- A GMAIL Email is needed



**EXTREME COLD
MEETING CANCELLATION
POLICY**

When the official outside temperature is -30°F or colder at noon, the meeting will not be held. Google "weather Fairbanks airport" at 12 noon to verify.

General Membership Meeting

February 18, 2025

The meeting was called to order by President Diana Wariner at 7:10 p.m.

Welcome to guest Angela and new member Marti Wilson!

Approval of Jan minutes – motion by Pat Fox, second JoAnn Lynn, motion passed.

Treasurer's Report: Bobbie: Bank balances as of Jan 31; Regular \$25,343.58 Raffle \$5,944.28

COMMITTEE REPORTS

Hospitality: March is annual potluck, binder has assignments by last name letter.

Membership: Pat – Still has some directories to be distributed.

Sunshine Sue: Brenda Doggett – Card to Jeanne Sneddon

Newsletter: Sharon & Stephanie - send info to cfqgnewsletter@gmail.com between Feb 20 – 27 Please send articles as pdf, will work better with new website.

Community Sewing: Elaine T-M: March 17 (week before mtg) 9:30 – 2:30

Google Group: Elaine T-M: any issue call Elaine

Secret Pals: Colleen – 4 signed up Check back table

Quilting in the Snow: Sue Gross – 18 attended, had a great time but road was bad. 9 of 14 quilts for comm service are quilted, returning to makers for binding. Mystery was different, blocks were made ahead and mystery was how to assemble with several options. Next year plan for warm or cold indoor temps & bring your own cleats

Publicity: Kat – announcement about National Quilt Day event on Facebook, please share

Raffle Quilt 2025 – Block kits distributed, please sign if taking. Email Poppy with questions, due back by March meeting Still need volunteers to handle tickets and movement of quilt.

Laura's Quilt Slushy: Marcia Bryant – April 5 – 12 Sharon will teach class on Sunday.

Pojagi – Korean method of stained glass looking window hanging, \$15. Otherwise, open sewing. Marcia will teach phone holder or mesh bags if there is interest. Want to teach, let Marcia know asap. Tanana Valley Fair – Need superintendent & co-chair or won't be a quilt show.

Small Quilt Auction – Elizabeth Shapland – Sample batting available, perfect size. Bring to April meeting, due by June meeting.

Workshop Chair – Corlis T – Presented ideas from Maria Shell (Anchorage) for possible fall class and Krista Moser (WA state) for possible spring class. Interest expressed, will move forward.

Block of the Month: Winner of churn dash blocks – Colleen Pedretty. Block for March will be a buzz saw block in cream and green, shown by Brenda D. Instructions in newsletter.

OLD BUSINESS: Website demo, should be live by next meeting

GENERAL MEMBERSHIP MEETING CONT.**BREAK:**

NEW BUSINESS: Next month is potluck because Slushy is in April. Dinner at 6, meeting at 7

Will be apron parade and potholder exchange. Please make 2 potholders, one (or more) for guild to sell and one to exchange.

DRAWINGS

Door Prizes: Janice Cleworth, Marcia Bryant, Trich Immonan, Edna Telford, JoAnn Lynn, Lolly Carpluk, Elaine Thompson McGee

Name Tag: Kelley MacDonald

Fat Quarters: Shirley Sterner

SHOW AND TELL

ANNOUNCEMENTS: If you have gift cards for JoAnn's, use as soon as possible, military discounts end at end of February, store not closing for now

Meeting adjourned. 8:45 pm

Next Board Mtg: 6 pm 3/11/2025, Noel Wein Library

Next I Mtg: potluck at 6pm, meeting 7 pm 3/18/2025 Faith Baptist Church 910 Chena Pump Rd

Respectfully submitted. Carol Moore, Secretary

Beginner Quilters Small Group

1st & 3rd Wednesday of the Month
@ Bethel Church on Farmers Loop
5pm-7:30pm

Bring a Sewing Machine in Good Working Order.
Beginner Sewing Lessons Available.

Current Project: 3 Yard Quilts

Contact Macia Bryant (907) 317-2185

New Members**New to the Guild?**

Meeting starts at 7pm, arrive a few minutes early to participate in drawings!

Enter your name in for the following drawings:

Door Prize

Name Tag -wear handmade guild nametag

Fat Quarter-one entry per fat quarter you bring
Block of The Month-Bring current month's block, one entry per block, winner takes all.

Meeting goes over guild business and upcoming events. Announcements, Snacks and Show and Tell follow.

Welcome



Marty

I've enjoyed sewing since was young. I also enjoy baking, cooking, beading, and reading. I've been very fortunate to meet and become friends with several members of the guild and they have inspired me! My husband, Bruce, and I spend spring and fall at our remote cabin in the interior of the state. I am looking forward to meeting everyone.

Marty Wilson

A Year at a Glance 2025

Meeting is held 3rd
Tuesday of the Month
January

Quilt In the Snow Quilt
Retreat
Jan 24 - 26
February

Secret Quilter Sister
Program begins
March

Spring Potluck with a
Potholder Exchange
& Parade of Aprons
April

Laura's Quilt Slushy Quilt
Retreat
May

Spring Fashion Show
June
July

August
CFQG Quilt Show at
Tanana Valley Fair
CFQG – Small Quilt
Auction at the TVF


September
Sew Flurries – Quilt
Retreat
Membership \$Due
October

Annual Dinner with Voting
Quilt Raffle Drawing
Challenge Fabric Project
Reveal

November

December

Holiday Ornament
Exchange



Raffle 2025 Volunteers Needed!

We need a full committee for this activity

- 1st chair needed
 - This person will oversee the tickets and money
 - Helping to make sure people finish their blocks
- 2nd chair needed
 - Person to Move quilt around and help 1st chair
- Quilt construction volunteers:

Tricha and Poppy

Gather supplies

Get quotes for quilting

Prepare packets for guild members to make blocks

Construction of overall quilt with HELP as needed

PLEASE NOTE if we do not have someone for 1st and 2nd chair activities the 2025 Raffle will be suspended until next year and this quilt will be preserved for 2026 Raffle.

Attention Volunteers!!

“Hello CFQG Members,

A friendly reminder for those that volunteered to assemble blocks for the raffle quilt. Please have the blocks completed and returned no later than March 18, 2025 at guild meeting. Tricha will be attending that night and will be collecting all the blocks.

If you have any questions, or concerns or would like to drop off your finished blocks prior to the March 18th meeting please contact me through email or text messaging to arrange a time and place.

poppy@houseofnoire.net

Or

907-687-4716

I will be out of town from March 16th thru the 23rd.

I am more than happy to collect finished blocks prior to my March 16th departure.

Thank you all for participating in the making of the guild raffle quilt. Tricha and I are looking forward to assembling the blocks when I return.

Our goal is to have the quilt completed by the end of March beginning of April.”

Poppy Prino & Trisha Immonen

Announcements

VOLUNTEER OPPORTUNITIES

QUILTS OF VALOR

- Sally Benevento:
Quilting Lions & Friends
sallyb@gci.net, 479-5203



COMMUNITY SEWING

Community Sewing

Please join us at Faith Baptist Church on Monday, March 17 from 9:30 – 2:30. We will continue to work on quilt tops for the Red Cross and Hospice.

As usual it will be a brown bag lunch affair. If possible, please bring your sewing machine. Send me a text when you arrive if you need help bringing your machine in the building. You might want to wear a touch of green!

Any questions?

Elaine Thompson McGee 907-322-0448

HOSPITALITY

Pot Luck

See Page 7 for Details

Google Groups

The Guild uses Google Groups for communications. As I receive new membership information, I will send an invitation to you from the CFQG Google Group. You will receive an email from CFQG with a subject line of **Invitation to Join**.

All you have to do is click on the blue box that reads **Accept this invitation** and you will have joined the group.

If you have not received the email, the link is:
<https://groups.google.com/g/cfqg/>

Elaine Thompson McGee
322-0448 elaineltm@gmail.com

FAT QUARTER DRAWING

March

Think spring
solid pastels



Sunshine Sue News

Bobbie Tarkiainen

Please send any notices to
bj.oils@hotmail.com



UPCOMING EVENTS

National Quilting Day
Saturday March 15th

Please join Cabin Fever Quilters Guild members in creating a quilt for Quilts Of Valor. Come watch, learn and help on Saturday from 11-4 at the Noel Wien Library. For more information please contact Karyn Janssen at 907-488-2834

Find us...



Webpage:

<http://www.cfqgalaska.org>

Look for the forms, events, policies, etc.



Facebook:

<https://www.facebook.com/CabinFeverQuiltersAlaska>

Announcements Cont.

Tanana Valley Fair Small Quilt Auction

Are you enjoying ideas of small quilts you could make for the auction? There are so many great ideas in books and the internet, and making a small quilt is a great way to try out a new pattern or fabric you just couldn't resist. Acceptable sizes are anywhere from 32" to 100" for the total of the sides. And please label your creation: people like to know who the artists are!

Just be sure to turn in your contribution(s) for the auction no later than the JUNE guild meeting. That's one month earlier than the deadline used to be, but the fair starts sooner now, and I have family commitments in mid-July. Looking forward to seeing your creations! Elizabeth Shapland
Form on Page 8.

Tanana Valley Fair Volunteers Needed

July 25-Aug 3

**Need volunteers:
Co Superintendents
Art Quilt Division Superintendents.
**Sonja Zastrow has volunteered
for the art quilt division**
THANK YOU
Contact Board Members**

Annual Potluck and Potholder Exchange

Please join us at 6pm at the March. 18th general membership meeting

Please bring a dish to share using the following list
LAST NAME. POTLUCK ITEM

A-F.	VEGGIES,FRUIT,APPETIZER,BREAD
G-M.	MAIN DISH
N-S.	DESSERT
T-Z.	SALADS

The potholder exchange is a fun way to get those potholders made in anticipation of the fair.

For those who would like to participate-it is easy. Make one potholder for donation To the fair sales and if you are needing a new potholder or want a little variety in your collection then this is a great way to do it. Make a potholder

and receive a handmade potholder to take home. For all potholder for the fair or the exchange please be sure to use one layer of silverback heat resistant batting, such as insul bright available at JoAnn Fabric.

In addition we will have a PARADE OF APRONS. Please wear your aprons off or new and share your story with the group.

**Quilt Slushy
April 5th-April 12th
Elks Lodge
10am - 5pm**

A Week of Classes & Fun!!

Form will be emailed out soon and available at the next meeting.

Small Quilt Auction Form

Cabin Fever Quilters' Guild Small Quilt Auction

The small quilts are due on or before the July guild meeting. The last day they will be accepted for the auction is Fair entry day. Please label your quilt with a permanent marker or embroidered label, giving the name of maker(s), place made (such as Fairbanks or Alaska) and the year. Please pin the "quilt data" form below to your quilt before you turn it in. If you have any questions, please call Elizabeth Shapland Home: 474-4725 Cell: 378-2637

Small Quilt Auction Guidelines:

Size Range:

No smaller than 8" by 8"

No larger than 100" around

Consider other than square shapes, i.e. oval, triangle, etc.

Fabric:

Preprinted fabric giving the false impression of pieced work is not what we are looking for. Use your creativity when using your printed fabric especially if you are fussy cutting or using parts of the fabric in appliqué.

Quilting:

Whole cloth quilting that highlights special quilting, hand quilting, machine quilting as well as tying are all acceptable.

Quality of Work:

Care must be taken to present QUALITY workmanship. The committee head will assure that all entries are well done and labeled by the quiltmaker.

Small Quilt Data

Quiltmaker's Name: _____

Quilted By (if different from quiltmaker): _____

Title of Quilt: _____

Predominate Colors: _____

Width: _____ Length: _____

Construction / Finishing Techniques:

- | | |
|---|--|
| <input type="checkbox"/> Hand Pieced | <input type="checkbox"/> Hand Embroidered |
| <input type="checkbox"/> Appliqued | <input type="checkbox"/> Enhanced Panel |
| <input type="checkbox"/> Hand Quilted | <input type="checkbox"/> Tied |
| <input type="checkbox"/> Machine Pieced | <input type="checkbox"/> Machine Embroidered |
| <input type="checkbox"/> Embellishments | <input type="checkbox"/> Machine Quilted |
| <input type="checkbox"/> Other | |

Other Significant Information: _____

Block of the Month

March Block of the Month

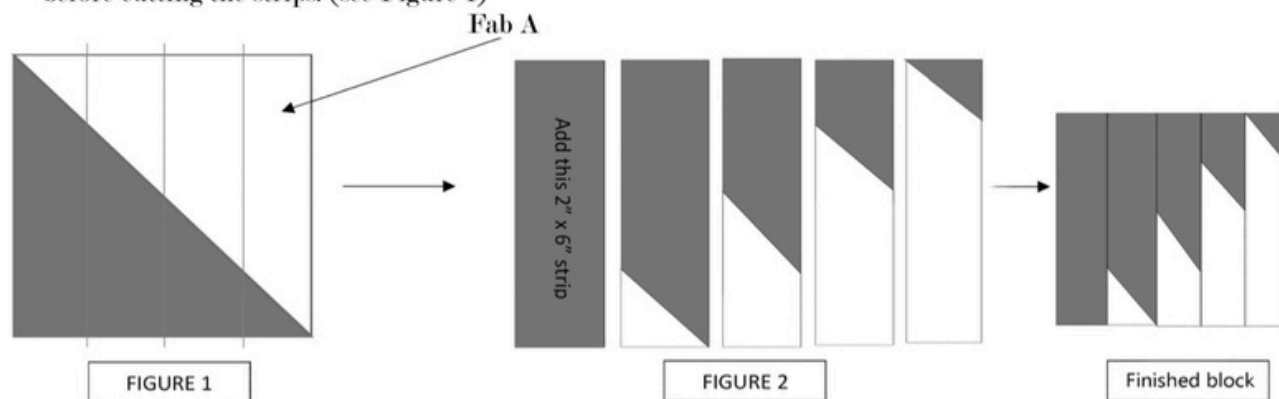
Buzz Saw Quilt Block (with a heavy accent on the Focus Fabric)

Materials

- (1) - 6-1/2" Squares of Cream Fabric (Fab A) (or small print registering as cream)
- (1) - 6-1/2" Squares of Green Fabric (Fab B)
- (2) - 6" x 2" Strips of Green Fabric (Fab B)

Directions

- 1 Place the 6-1/2" squares (one Fab A and one Fab B) rights sides together
- 2 Draw a diagonal line, corner to corner on the wrong side of one square
- 3 Pin to secure the sew a scant 1/4" seam on either side of the drawn Line (T1)
- 4 Cut on the diagonal line and press (T2) open towards the darker fabric. (BONUS!!!! You have created two half square triangles Blocks (HST))
- 5 Trim the blocks to 6"
- 6 Cut each block in four (4) - 1-1/2" strips. Make sure the darker fabric triangle is the bottom left as pictured before cutting the strips. (see Figure 1)



7. Flip the strips vertically as pictured and sew together using a 1/4" seam. Adding (1) Strip of Fab B to the end of block. (see Figure 2)
8. Press the seams (T3) towards the darker fabric
9. Trim Blocks to 6". The block will be slightly larger than you need. Trim the 2" strip to make a square.
10. YEAH! you have TWO Blocks for the Block Exchange! Good Luck!

Tips

T1: Sewing Scant 1/4" seam? Try using a foot with a red line down the middle. Measure out the scant 1/4" and adjust the needle position. Line up the red line with the drawn line and start sewing.


T2: Press the HST. Try using an up and down motion with the iron to help reduce stretching the fabric

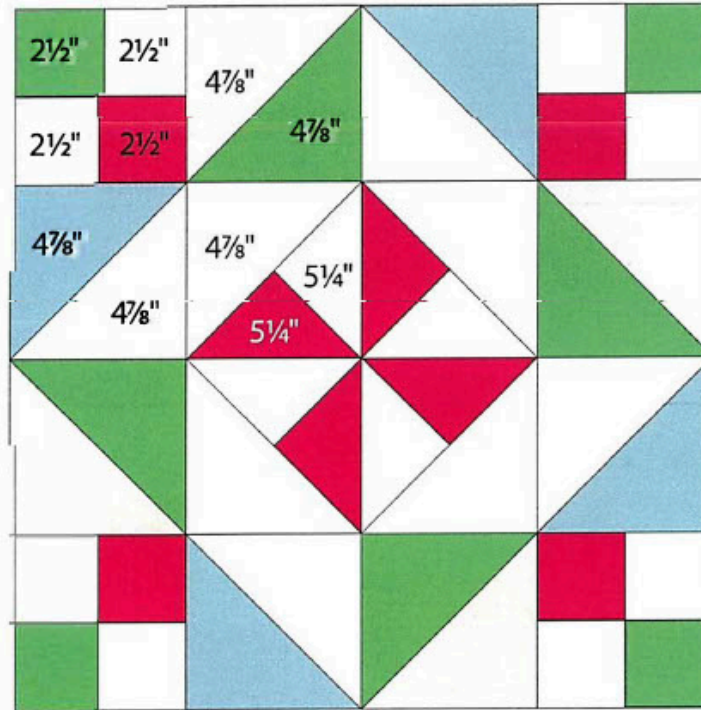
T3: Press the completed block, as in T2. Try using a block of wood to hold down and set the seams. This takes only a few moments.

2025 Mystery Quilt

Month 2 - Block A

MYSTERY QUILT - MONTH 2

 **Block A** Make 2. 16" x 16" finished.



Quilt is 68" x 68".

Fabric Requirements

1 Fat Quarter Bundle - 40-18" x 22"

Background 2 1/2 yards

Accent 5/8 yard

Border-1 5/8 yard

Border-2 2 5/8 yard

Binding: 5/8 yard

Backing: 4 1/3 yards

Cutting for ONE block A

Red

1-5 1/4" square, cut twice on the diagonal
to make 4 quarter square triangles
4-2 1/2" squares

Green

2-4 7/8" squares, cut once on the diagonal
to make 4 half square triangles
4-2 1/2" squares

Blue

2-4 7/8" squares, cut once on the diagonal
to make 4 half square triangles

These pieces are cut on page 3:

White

4-5 1/4" quarter square triangles
8-4 7/8" half square triangles
8-2 1/2" squares

Tan

4-4 7/8" half square triangles

Contact Tricia Immonen with any questions!

trichainak@gmail.com

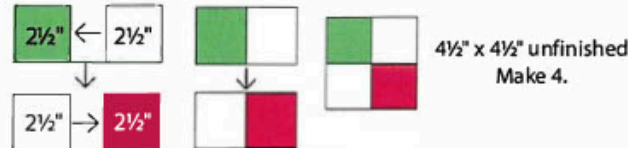
2025 Mystery Quilt

Month 2 - Block A

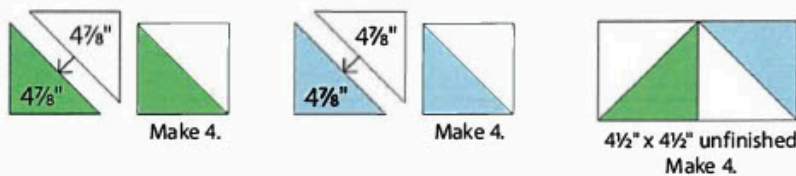
MYSTER QUILT - MONTH 2

Construction Use 1/4" seams and press in the direction of the arrows.

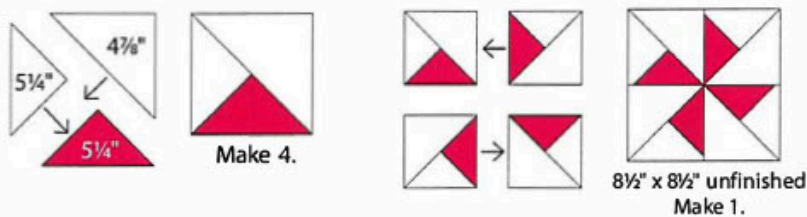
- 1 Join 1-2 1/2" red, 1-2 1/2" green, and 2-2 1/2" white squares as shown. Make 4.



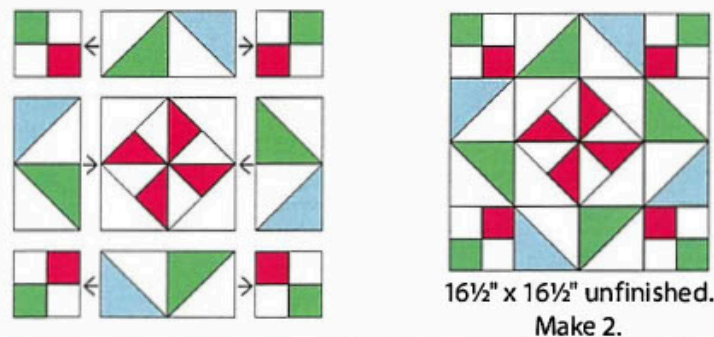
- 2 Join a 4 7/8" green and a 4 7/8" tan half square triangle. Make 4.
Join a 4 7/8" blue and a 4 7/8" white half square triangle. Make 4. Join units.



- 3 Join a red and white 5 1/4" quarter square triangle as shown. Add a white 4 7/8" half square triangle to make 1 unit. Make 4. Join the units as shown to make the block center.



- 4 Arrange and sew the units from steps 1, 2, and 3 in rows as shown. Join the rows. Repeat to make 2 blocks.



Contact Tricia Immonen with any questions!
trichainak@gmail.com

Cabin Fever Quilt Guild
PO Box 83608
Fairbanks, AK 99708

CABIN FEVER QUILTERS' GUILD MEETING

March 18, 2024



General Membership Meeting

7-8:30pm

- *Wear Your Homemade Name Tag!*
- *Door Prizes*
- *Bring a Fat Quarter*
- *Bring Block of the Month*