



Cabin Fever Quilters' Guild

CELEBRATING OVER 40 YEARS

Northern Comfort

HAPPY
ST. PATRICK'S
DAY



MARCH

10: Board Meeting,
5:30pm @ Noel Wien
Library

17: General Membership
@ Faith Baptist Church
7pm

20: Begin Newsletter
Submissions

27: NEWSLETTER
DEADLINE

INSIDE THIS ISSUE:

General Information 1

Board Meeting Minutes 2

General Membership Minutes 3

Announcements 5-9

Quilt Slushy 10-12

Mystery Quilt 13-14

Block of the Month 15

***Please Send All Future Newsletter Announcements to cfqgnewsletter@gmail.com

March Birthdays

3 Brenda Dow
5 Edna Telford
13 Karyn Janssen
13 Mary Pat Boger
15 Corlis Taylor
16 Sonja Zastrow
17 Kathy Richardson
18 Poppy Bleu Prino



19 Kelly MacDonald
22 Laurie Rockstad
24 Mary Worrall
25 Debbie Norcross
27 Kim Wardwell
28 Martha Hocking
29 Kathleen Sisson
29 Mary Beth Smetzer
30 Carol McConahy

NORTHERN COMFORT is published monthly on the CFQG Website. Members are notified by email of the web posting. Paper copies are available via first class mail for an annual fee of \$25. Please inform Membership Chairman of any address changes. **ADVERTISING:** Personal ads related to quilting are free to Guild members on a space available basis. Quilt related commercial ads: full page \$30, half page \$15, quarter page \$8. Payments should be sent with ad copy. The CFQG cannot accept responsibility for the content of ads.

CABIN FEVER QUILTERS' GUILD is a non-profit organization dedicated to promoting the appreciation and knowledge of quilt and quilt making. **MEMBERSHIP:** Non-members may attend twice as guests. Guild membership is open to anyone interested in quilts.

Annual Dues:
\$30 payable in October
\$25 for Sr. Rate 60+ years
\$25 extra for a mailed

Newsletter subscription, others can view on CFQG website.

NEWSLETTER SUBMITTALS: Items/corrections are due by the 27th unless otherwise announced:

Email subject line **MUST** contain:
CFQG Newsletter

Acceptable file formats: WORD (.docx), Adobe PDF, JPG, TIFF, BMP, GIF (Please include the 3 letter file extension)

When submitting an article, please send in a Word or Google document.

**Board
Members**

President

Diana Wariner
(206) 795-2504
diwariner@gmail.com



Vice President

Sonja Zastrow
(907)378-2996
mrs.sonjaz@gmail.com



Secretary

Carol Moore
(907) 687-8984
caroljmoore@gmail.com



Treasurer

Bobbie Tarkiainen
(907) 479-3209
thebagladiesoffairbanks@gmail.com



1st Director

Trisha Immonen
(907) 347-0562
trichainak@gmail.com



2nd Director

Sharon Weekley
(907) 322-9865
alaskantwilight@hotmail.com



3rd Director

Dorothy Stella
(907) 347-7904
enlok610@gmail.com



Cold Weather Policy

If the temperature at noon,
on the day of meeting is BELOW
-30 degrees

General Membership Meeting
will be canceled

Call Time and Temp 907-452-3553

Board Meeting

CFQG BOARD MEETING MINUTES

February 10, 2026

The meeting was called to order at 5:45 p.m. by President Diana Wariner
Members present: Diana Wariner, Sharon Weekley, Sonja Zastrow and Carol Moore
Treasurer’s Report: Regular acct balance \$ 28,167.97 Raffle acct balance \$ 5,613.52

COMMITTEE REPORTS

Community Service – Need chair

Raffle Quilt 2026 – Need Chair/co-chair needs to be completed by May 1 relook at Bear Paw quilt kit, maybe change out some fabrics?

National Quilt Day – Ask if Karyn Jansen planning to do event like last year March 21 at Noel Wein Library

Quilt Slushy – Sharon Weekley & Jennifer Pearson (3/29 – 4/4 @ Elk’s) OK to buy 2 kits from Beret Nelson for door prizes, ok to have cookies and coffee at lecture for public

Tanana Valley Fair – Need Chair & Co-chair Diana has some non-guild members interested in judging

Small Quilt Auction 2026 at the Fair – Elizabeth Shapland last year for her to be chairperson

Quilt Alaska 2026 – Jeanne Sneddon

Snow Flurries 2026 – Mary Olson September

OLD BUSINESS - need to print more brochures, Diana will handle

NEW BUSINESS - General Meeting activities

Announce in February, there will be surprise activity in March. We will move potluck and potholder exchange to April so potholders can be made at slushy class. May is Fashion Show. June will be reminder of Fair requirements, ie Velcro etc November is ornament exchange

Adjourned 6:30 pm

Next month: Board meeting: 3/10/2026 5:30 pm Noel Wien Library

General Membership: 3/17/2026 7 pm Faith Baptist Church 910 Chena Pump Road

CFQG General Meeting Minutes

February 17, 2026

The meeting was called to order 7:02 by President Diana Wariner

Welcome Guest - Katherine Hughes

Welcome New members - Dudlee Pense, Jerrie Weatherford, Debbie Norcross

January minutes: Dorothy Stella moved to approve, Trish Immonan seconded. Minutes approved.

TREASURER’S REPORTS Regular Acct balance \$ 28,167.97 Raffle acct \$ 5,613.52

Diana Wariner reviewed calendar for year ahead. March will be a surprise, moving potluck dinner and potholder exchange to April so potholders can be made at Quilt Slushy. Would like to repeat the National Quilting Day event, Karyn Janssen will assist if someone will chair the event.

Continued on Next Page...

CFQG General Meeting Minutes**Continued****COMMITTEE REPORTS**

Hospitality: Dorothy Stella binder going around

Membership – Pat Fox Membership the new directories distributed

Sunshine Sue –no report

Newsletter – Reminder that the deadline for submission of articles is few days before end of month

Community Sewing: Need volunteers to chair, one quilt available to bind

Secret Pals – Packages on table in back of room.

Publicity –Kat Helmuth completed form to get Slushy into Lat 65

Quilting in the Snow – Sue Gross reported there were 21 attendees had a great time! Brenda Henning unable to make connections but will come next year to teach. Seeking input on what you would like her to teach. Will have final financial report next month.

Raffle Quilt 2026 - Need chair to make, ticket person and someone to move quilt between exhibits

Quilt Slushy –Sharon Weekley and Jennifer Pearson - March 29– April 4 at the Elks club. Beret Nelson of “On the Trail Creations” will offer a free motion class on domestic machines on Friday, public lecture Fri evening with a pop-up shop and a small quilt class on Saturday with choice of 3 kits. Sharon Weekley will teach Orange blossom on Sunday. “Free” classes on potholders and keychains are free with expectation that you make two, one to donate to guild and one to keep. Free motion quilting class is learning the technique, not making finished project.

Sew Flurries - Mary Olson Sept 12 -18 tentative dates

Tanana Valley Fair – 7/31 – 8/9 Need volunteers to chair (2 or 3)

Small Quilt Auction – Elizabeth Shapland says this will be her last year as chair, Jennifer Pearson has volunteered to succeed her.

Workshop: Corlis Taylor – Carol McConahy working on class samples for Sept. Maria Shell in 2027

Quilt Alaska: Jeanne Sneddon – Bear Galley for month of July. Gayle Hazen will present artist talk.

Block of the Month – Jeanne Sneddon – 15 northern lights won by Shirley Sterner. March sample shown.

OLD BUSINESS

Website administrator will be Carolyn Weaver. If you need password to member section, ask a board member.

NEW BUSINESS

Board Positions open for next year President, Secretary & First director

Trish Immonan’s mystery quilt, first block available at check in table

DRAWINGS

Name Tag: Kat Helmuth

Fat Quarters: Carolyn Weaver

Door Prizes: winners of Bingo games

ANNOUNCEMENTS

Small triangle template left at QIS

Lost & found - pair of unclaimed glasses on front table, Foster Grants

Quilting BINGO

SHOW & TELL

Adjourned 8:20pm

Next Board meeting – 3/10/2026 @ 5:30 pm Noel Wien Library

Next General Meeting 3/17//2026 @ 7 pm Faith Baptist Church 910 Chena Pump Road

A Year at a Glance

Meeting is held 3rd Tuesday of the Month

January

Quilt In the Snow Quilt Retreat

February

Secret Quilter Sister Program begins

March

Spring Potluck with a Potholder Exchange & Parade of Aprons

April

Laura's Quilt Slushy Quilt Retreat

May

Spring Fashion Show

June

July

August

CFQG Quilt Show at Tanana Valley Fair
CFQG – Small Quilt Auction at the TVF

September

Sew Flurries – Quilt Retreat

Membership \$ Due

October

Annual Dinner with Voting

Quilt Raffle Drawing

Challenge Fabric Project

Reveal

November

December

Holiday Ornament Exchange

Announcements

Quilt Alaska 2026

Get ready for Quilt Alaska 2026! Let's make this event outstanding! The biennial show, organized by the Cabin Fever Quilters Guild and Fairbanks Arts Association, is open to CFQG members and residents of Interior Alaska, Doyon Region. Held at Bear Gallery in Pioneer Park, it features quilts of any size and wearable art garments, attracting many visitors each year. Each person may submit either one entry, or both a garment and a quilt. If you are unsure whether your item will qualify for the show, please ask.

For this exhibit, a "QUILT" consists of three layers—a designed top, center batting, and back—held together by stitched patterns or designs. This description pertains to both quilts and wearable art. We support all quilting styles: traditional, contemporary, and modern.

You will be required to attach Velcro (hook side) to the top of your quilt for hanging. Very large quilts will require additional Velcro on the bottom corners. You can sell your work; however, FAA will retain a 35% commission.

Interested in giving an Artist Talk in the gallery? Contact Jeanne for details.

Quilt Alaska 2026 - Important Dates:

Friday, May 1 – Friday, June 5 - Enter your piece online at Fairbanks Arts Association. (You'll need to provide a photo of yourself along with a description of your quilt.)

Sunday, June 28 - Intake at Bear Gallery – You will drop off your quilt at Bear Gallery. Your quilt and/or garment must remain on display throughout the entire show. (We will ask for volunteers to assist with intake and for the show set-up. We will share the exact times and dates as soon as the information becomes available.)

Friday, July 3 - First Friday at Bear Gallery - (We provide refreshments and will also need volunteers for the reception.)

The quilt show will run from Friday, July 3 through Saturday, August 1 Sunday, August 2 -Take down at Bear Gallery – You'll pick up your quilt at the gallery. (We will ask for volunteers for this day also.)

I will remind everyone of these dates as they get closer. Meanwhile please call or text me with any questions.

Jeanne Sneddon, 907-347-3104

Announcements



HOSPITALITY

- Ice: Mary Henderickson
- Beverage: Dorothy Stella
- Veggies and Dip: Dayna Clark, Jeanne Sneddon, Dudlee Pense
- Appetizers: Colleen Pedretty, Coleen Turner, Trisha Immonen
- Sweets: Martha Hocking, Asheley&Evelyn, Marion Benham, Poppy Bleu Prino

Sunshine Sue News

NO UPDATE
IF YOU KNOW OF SOMEONE
IN OUR GROUP WHO COULD USE
A THOUGHTFUL CARD PLEASE SEND
AN EMAIL TO BRENDA DOGGETT

Please send any notices to
bj.oils@hotmail.com



New Members

New to the Guild?
participate in drawings!

**Meeting starts at 7pm, arrive a few minutes early to
Enter your name in for the following drawings:**

Door Prize

**Name Tag -wear handmade guild nametag
Fat Quarter-one entry per fat quarter you bring
Block of The Month-Bring current month's block,
one entry per block, winner takes all.**

**Meeting goes over guild business and upcoming events.
Announcements, Snacks and Show and Tell follow.**



Find us...

Webpage:

<http://www.cfqgalaska.org>

Look for the forms, events, policies, etc.

Facebook:



<https://www.facebook.com/CabinFeverQuiltersAlaska>

Announcements

Welcome New Members!

Jerrie Weatherford

In her write-up, she shares her background and connection to quilting.

Member Profile: Jerrie Weatherford

Background: Originally from Tennessee, she moved to Alaska in 1979 when her father was stationed at Ft. Wainwright. Her family chose to stay in Alaska for its environment and outdoor lifestyle, including camping and fishing.

Quilting Inspiration: Jerrie learned to quilt from her mother and grandmothers. She recalls her grandmothers hand-quilting on ceiling-mounted frames and using treadle sewing machines.

Guild Connections:

She discovered the Cabin Fever Quilters' Guild through local fairs, which she attends annually to see the quilt displays.

She has been a member of the Forget-Me-Knot Quilters Guild in Delta Junction for over six years.

Kristi Davis

We moved to Alaska in 1995 with the Air Force & Stayed, I was born in PA grew up in Ohio. I Learned to sew when I was 8 yrs old sitting beside mother. I took my first quilting Class at 19. I have done clothing construction & Alteration/Repair & now enjoy Quilting & Machine embroidery. I recently retired but but work Part time at Frozen Fabrics. My husband & I have 5 children between us and 11 grandchildren. We raise /Show/breed Bernese Mt. Dogs & Leonbergers. We currently have 8 Bernese and 1 Leo.

Dudlee Pense

Dudlee Pense moved to Alaska in 1980 due to military service, having previously lived in several Midwestern states, primarily South Dakota.

Guild Interest: Pense has attended the guild's quilt show at the fair for years and finally decided to join to learn more.

Quilting Experience: The applicant has enjoyed sewing and crafts for years, with experience in assembling a small quilt and helping with a queen-size quilt.

Personal Background: Pense has two daughters and sons-in-law living in Alaska, along with two elderly pet cats, but no grandchildren.

Announcements

VOLUNTEER OPPORTUNITIES

QUILTS OF VALOR

Dawn-Marie Karella:
 Quilting Lions & Friends
 dm@kdmproperties.com
 907-328-3296

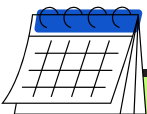


COMMUNITY SEWING

***Community Sewing Chair
 or Co-Chair needed!***

Please contact Elaine Thomson-McGee
 OR any board member for chair duties

UPCOMING EVENTS



Quilt Slushy

Sunday, March 29th-Saturday, April 4th

Pep up Shop's:

29th-30th

The Blissful Bobbin

April 3rd & 4th

OnThe Trail Creations

Questions... Contact

Jennifer Pearson 907-712-7997

or Sharon Weekley 907-322-9865

Ladies Quilters Group

1st & 3rd Wednesday of the Month
 @ Bethel Church on Farmers Loop
 5pm-7:30pm

Bring a Sewing Machine in Good Working Order.
 Beginner Sewing Lessons Available.

Current Project:

Quilt As You Go projects

Triangle Tote Bags

Contacts

Kim Wardwell (907) 799-4495

Macia Bryant (907) 317-2185



Google Groups

The Guild uses Google Groups for communications. As I receive new membership information, I will send an invitation to you from the CFQG Google Group. You will receive an email from CFQG with a subject line of **Invitation to Join**.

All you have to do is click on the blue box that reads **Accept this invitation** and you will have joined the group.

If you have not received the email, the link is:

<https://groups.google.com/g/cfqg/>



Elaine Thompson McGee

322-0448 elaineltm@gmail.com

Announcements

Volunteers Needed!!

- **2026 Tanana Valley Fair** - We need a chair and co-chair to volunteer. The Fair starts in July. Activity for the fair can start around May, June time frame.
- **Bazaar Chair and co-chair** - This position was not filled last year and is still open. These events are during the winter months Oct, Nov, Dec. typically. We will have a Bazaar Table during the Tanana Valley Fair.
- **Community Sewing** - this can be one chair or a chair and co-chair. If you need information about this please ask one of our Board members.
- **Website Admin** - Filled! Thank you Carolyn Weaver

October 2026 Board Positions Opening

- **President**
- **Secretary**
- **First Director**
- Please see directory for position duties.

If you are interested in volunteering, let one of the board members know at the meeting, through email, or phone.

***National Quilt Day
March 21, 2026***

***Celebrate the rich tradition of Quilting
Last year CFQG sponsored a day long demonstration
at the library. If you are interested in volunteering
for this event please contact
Karyn Janssen @ 907-378-8740***

Announcements

Raffle Quilt 2026



Karyn Janssen has graciously agreed to cut this block of the month for our 2026 raffle quilt. Blocks will be available for pick up during quilt slushy.

Two name suggestions for the quilt are
Endless Winter OR
Winter Without End

A vote by show of hands will be taken at Our March general membership meeting to name the quilt.



Veggie: Mushroom

All is Fair
in Love
and
SPORE

COLORS

- × Crimson ×
- × Taupe ×
- × Jasmine ×

FLOWER



Zinnia



Small Quilt Auction

We are past the holiday busy time! Now we can find some time to make a small quilt for the auction at the fair. Deadline isn't until the July meeting, but it is not too early to turn in your contribution—and get back to finishing your larger entry for the fair. Just remember: avoid a size/shape which looks like a potholder, and entries must not be larger than 100" all around.

Questions? Call or text Elizabeth at 907-378-2637.

**Laura's Quilt Slushy 2026
Registration Form**

**Sunday, March 29 - Saturday, April 4
Elks Hall. 1003 Pioneer Road, Fairbanks**

Name: _____

Phone: _____ Email: _____

I will attend these days: check each day of attendance.
Independent sewing included in daily fee.

- _____ 11am-6pm Sunday
- _____ 12pm-6pm Monday
- _____ 10am-6pm Tuesday
- _____ 10am-6pm Wednesday
- _____ 10am-6pm Thursday
- _____ 10am-6pm Friday
- _____ 11am-6pm Saturday



Attendance fee: \$5 per day or all 7 days for \$30 \$ _____

Classes: Check each class that you want to register for. Supply lists will be emailed to the google groups..

- _____ \$20 - 12pm Sunday - Orange-peel Table Topper - Sharon Weekley
- _____ Free - 3pm Sunday - Wristlet Keychain - Sharon Weekley
- _____ Free - 12pm Monday - Pineapple Block Potholder - Sharon Weekley
- _____ \$40 11am Friday - Free Motion Quilting Sampler - Beret Nelson
- _____ \$80 11am Saturday - Collage Art Quilt (kit included) - Beret Nelson
- Circle 1 Kit - Spring Chickadee - Poppy Patch - Alaska Birch

Total class fees: \$ _____

Total fees: checks payable to CFQG \$ _____

Lunches:

Sunday, March 29th: Potluck - Soup & Sandwiches

Monday - Friday: On your own. You may order food from the Elks Menu.

Saturday, April 4th: Potluck - Soup & Sandwiches

Google sign up form will go out prior to Quilt Slushy!

**Free Trunk Show & Lecture
Beret Nelson On the Trail Creations
Friday April 3rd @ 5pm**

Laura's Quilt Slushy 2026 Classes

Orange-Peel Table Topper - \$20



DESIGNED BY BETHANY MILLER

Wristlet Keychain - Free



Pineapple Block Potholder - Free



Free Motion Quilting Sampler - \$40



Collage Art Quilt

Choose 1 Kit - \$80 Includes Class & Kit

Spring Chickadee Collage
Kit with instructions

Includes everything but thread and a frame. Fabrics, fusible fleece, interfacing for backing, and instructions. Also includes netting, but I recommend getting glittery instead!

Online class available but not necessary




Sample is 11 x 14", contains enough supplies for up to 11 x 17"

Beret Nelson
On the Trail Creations
Fairbanks, AK
© 2023 On the Trail Creations
OnTheTrailCreations.com



Poppy Patch
Collage kit with instructions




Size: 11 x 17"

Includes everything but fusible web, thread and a frame. Fabrics, (19 batik and hand dyed!), fusible fleece, interfacing for backing, and instructions. Also includes netting, glittery option will be labeled!

On the Trail Creations
Fairbanks, AK
© 2023 On the Trail Creations
OnTheTrailCreations.com

Beret Nelson
© 2023 On the Trail Creations
OnTheTrailCreations.com



Alaska Birch
Collage Kit

A fun and fairly easy process for making an art style quilt.
Great for a first art quilting project!

Online class available but not necessary



Finished size 11 x 17"

Beret Nelson
On the Trail Creations
Fairbanks, AK
© 2023 On the Trail Creations
OnTheTrailCreations.com



Mail registration form and payment to Cabin Fever Quilter's Guild PO Box 83608 Fairbanks, AK 99708
Questions call Sharon Weekley (907) 322-9865 or Jennifer Pearson (907) 712-7997

Laura's Quilt Slushy 2026 Classes

QUILT SLUSHY RAFFLE

When: Sunday, March 29 - Saturday, Saturday, April 4

Where: Elks Lodge

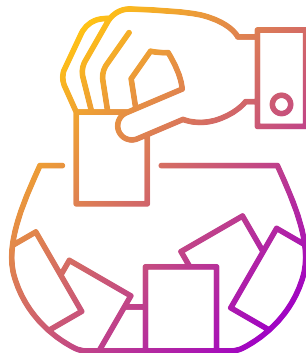
- **Bring things from your stash that you no longer need or want and are willing to donate. These can be any item - patterns, kits, books and magazines, rulers, templates, trims, notions, tools, fabric, or thread. You can also bring a few non-quilting related items. We'll set up a daily display of items, and you can buy tickets for your favorites. Proceeds will benefit Community Sewing.**
- **Bring your items to the Elks Lodge when you arrive to sew or make arrangements with Jeanne to drop off early.**
 - **You can buy one chance to win for a quarter.**
 - **We will draw the winners every day at 3:00.**

Let's clear out some of those unwanted items from our sewing rooms! Remember, one woman's trash is another woman's treasure!

Questions?

Jeanne Sneddon

907-347-3104



GENERAL SUPPLIES FOR ALL CLASSES

Sewing machine, manual,
Cords and pedal, extension table
if you have one
Rotary cutter, ruler, small mat
Scissors, full size for fabric
Pins and thread to match your projects

**All Classes have a fabric and
additional supply list
Please check our website for
supply list
cfqgalaska.org**

Artist Quilt Talk and Show

Beret Nelson, On The Trail Creations

Come and join us as Beret shares some of her incredible work and wisdom. She is a local fiber art quilter and pattern designer with a love for teaching.

Friday, April 3rd 5PM

The Elks Club, Upper room through the side entrance
1003 Pioneer Road Fairbanks, AK

Free Event Open to the Public
Presented by
Cabin Fever Quilters Guild cfqgalaska.org




Mystery Quilt Block 1

Mystery Quilt Block 1




DIAGRAM 1




DIAGRAM 2



DIAGRAM 3



DIAGRAM 4



IZk1M

DIAGRAMS

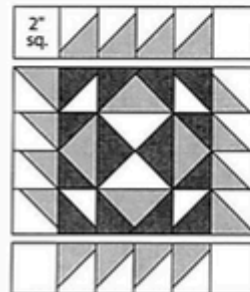


DIAGRAM 6

Mystery Quilt Block 1

Mystery Quilt, Block 1

Materials

- 9x22" piece (fateighth) each
- of light print, medium print, and dark print

Measurements include $\frac{1}{4}$ " seam allowances. Sew with right sides together unless otherwise stated. Finished block: 9" square

Cut Fabrics

From light print, cut:

- 1-4 $\frac{1}{4}$ " square
- 10-23/e" squares
- 4-2" squares

From medium print, cut:

- 4-2x3 $\frac{1}{2}$ " rectangles
- 8-2 $\frac{1}{2}$ " squares

From dark print, cut:

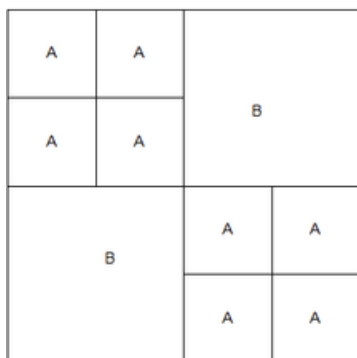
- 1-4 $\frac{1}{4}$ " square
- 2-2 $\frac{1}{2}$ " squares
- 8-2" squares

Assemble Block

1. Use a pencil to draw a diagonal line on wrong side of light print 4 $\frac{1}{4}$ " and 2 $\frac{1}{2}$ " squares and dark print 2" squares.
2. Place a marked light print 4 $\frac{1}{4}$ " square atop dark print 4 $\frac{1}{4}$ " square. Sew $\frac{1}{4}$ " from each side of drawn line (Diagram 1). Cut pair apart on drawn line to make two triangle units. Press each triangle unit open, pressing seam toward darker print, to make two large triangle-squares. Each should be 3 $\frac{3}{4}$ " square including seam allowances.
3. Mark a diagonal line perpendicular to seam line on wrong side of one large triangle square.
4. Layer marked triangle-square atop unmarked large triangle square: each light triangle should be opposite a dark triangle (Diagram 2). Sew pair together $\frac{1}{4}$ " from each side of drawn line. Cut pair apart on drawn line. Press each unit open to make two hourglass units. Each should be 3 $\frac{1}{2}$ " square including seam allowances. Set one hourglass unit aside for another project.
5. Using two marked light print 23/e" squares and two dark print 2 $\frac{1}{2}$ " squares, repeat Step 2 to make four small A triangle-squares. Each should be 2" square including seam allowances. In same manner, use remaining marked light print 2 $\frac{1}{2}$ " squares and medium print 2 $\frac{1}{2}$ " squares to make 16 small B triangle-squares.
6. Position a marked dark print 2" square on one end of a medium print 2 x 3 $\frac{1}{2}$ " rectangle (Diagram 3; note direction of marked line). Sew on marked line, then trim, leaving $\frac{1}{4}$ " seam allowances. Press open attached triangle. In same manner, add a second marked dark print 2" square to remaining end of medium print rectangle to make a Flying Geese unit. The unit should be 3 $\frac{1}{2}$ x2" including seam allowances. Repeat to make four Flying Geese units total.
7. Referring to Diagram 4, sew together four small A triangle squares, four Flying Geese units, and one hourglass unit in three horizontal rows. Press seams away from Flying Geese units. Join rows to make a block center. Press seams away from center row. The block center should be 6 $\frac{1}{2}$ " square including seam allowances.
8. Join four small B triangle squares to make a triangle square row. Press seams as shown in Diagram 5. Repeat to make four triangle-square rows total.
9. Referring to Diagram 6, join triangle-square rows, light print 2" squares, and block center in three rows. Press seams away from triangle-square rows. Join rows to make a block. Press seams away from center row. The block should be 9 $\frac{1}{2}$ " square including seam allowances.

Block of the Month

March Block of the Month Double Four-Patch



Create some quick blocks in classic blues and white.

Fabric and Cutting for One Block

Something fast and easy for this month! Use three fabrics for each block. Large squares are light to medium blue. Small squares are dark blue and white - or - white on white.

A – 2” square. (4 dark blue and 4 white)

B – 3 ½” square. (2 light to medium blue)

Sewing

Sew your 2” squares together to create the smaller four-patches. Then sew the four-patches and the larger squares together to make your finished block, as pictured.

Finished size is 6 inches, 6 ½ inches unfinished



Cabin Fever Quilt Guild
PO Box 83608
Fairbanks, AK 99708

CABIN FEVER QUILTERS' GUILD MEETING

March 17, 2026

*General Membership Meeting at
Faith Baptist Church*

7:00pm



- *Wear Your Homemade Name Tag!*
- *Door Prizes*
- *Bring a Fat Quarter*
- *Bring Block of the Month*